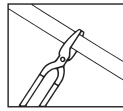
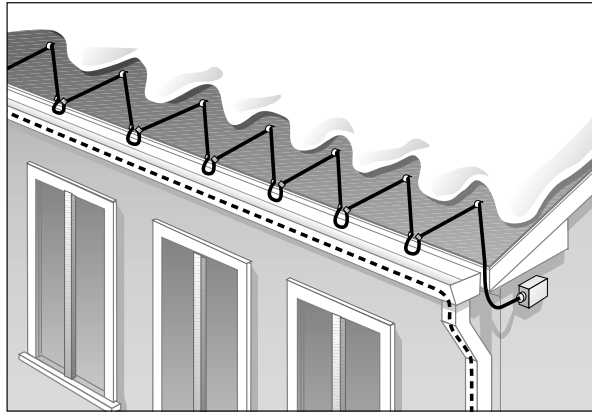


SRF-RG

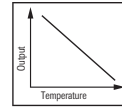
Self-Regulating Roof & Gutter



- Roof and Gutter De-Icing
- Fast, Easy Installation
- Cut to Length
- UL Listed
- CSA Certified
- Approximate Size 3/8"W x 1/8"H
- Minimum Bend Radius 1-1/8"



Cut to Length
in Field



Self Regulating
Output

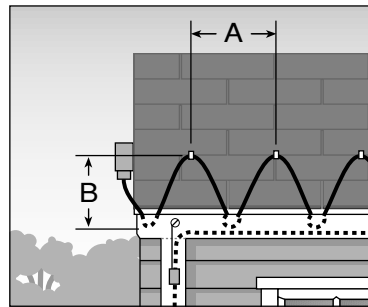
Description

Chromalox SRF-RG self-regulating heating cable provides reliable freeze protection of roofs and gutters. Because SRF-RG is self-regulating, it automatically adjusts to the appropriate heat output as ambient conditions change, making it both energy efficient and cost effective. The protective waterproof outer jacket is suitable for wet applications in downspouts and roof drains.

Likewise, it is easy to apply SRF-RG following the provided instruction sheets and utilizing the required accessory kits. It can be cut-to-length and single overlapped. Simply trace the gutter or roof and energize the cable when precipitation is expected. From that point on, SRF-RG will rapidly increase its output when in contact with snow or ice, providing maximum melting power. When the roof and gutters are clear of snow and ice, the SRF-RG cable will regulate its output and save energy.

Applications

1. To calculate the amount of cable needed, multiply roof edge length to be heat traced by the spacing factor. The spacing factor (feet of cable required per foot of roof edge) is determined by the roof overhang, heating width (A) and heating height (B):
3. Determine how many circuits are required. Divide the total length of cable by the maximum circuit length (see specifications, next page). Round that number up (for example, 2.1 to 3) to get the total number of circuits.



2. Add the total gutter length and the total downspout length to the figure calculated in step 1 to get the total length of cable required.

WARNING — A ground fault protection device is required by NEC to minimize the danger of fire if the heating cable is damaged or improperly installed. A minimum trip level of 30mA is recommended to minimize nuisance tripping.

Suggested breakers with 30mA ground fault trip levels are:

- 120V Single Pole Westinghouse GFEPD, Square D QO, EPD Style
- 120/240V Single Pole Westinghouse GFEPD, Square D QO, EPD Style.

Roof Overhang (In.)	Heating Width A (Ft.)	Heating Height B (In.)	Spacing Factor
12	2	18	2
24	2	30	3
36	2	42	4

Heating Cable

SRF-RG

Self-Regulating Roof & Gutter *(cont'd.)*

Specifications

Buss Wire	16 AWG, Nickel-Coated Copper	
Ground Braid	Tinned Copper Braid Under Jacket	
Outer Jacket	UV Stabilized Weatherproof Jacket	
Environmental Use	Use only in Ordinary Areas, 150°F Max. Exposure Temperature	
Output Wattage	12 W/Ft. in Snow or Ice @ 32°F	
Service Voltage	SRF 5-1RG	120 Vac
	SRF 5-2RG	208 - 277 Vac

Maximum Circuit Length (Ft.)

Start Up	120 Vac			208 - 277 Vac		
	15A	20A	30A	15A	20A	30A
40°F	185	230	270	375	450	540
0°F	135	180	270	270	360	540

Ordering Information

Product	Use	Model	Stock	PCN	Wt./1000' (Lbs.)
Cable					
120V	Cable with braid and weatherproof jacket	SRF 5-1RG	S	386329	60
208 - 277V	Cable with braid and weatherproof jacket	SRF 5-2RG	S	386337	60
Accessories					
Power Connection Kit	Power termination into junction box with 1 end seal and 2 "Warning-Electric Traced" adhesive labels	RG-PK-1	S	386206	60
Splice Kit	Materials for 1 splice of cable	RG-SK-1	S	386214	60
End Seal Kit	Materials for 1 cable end termination	RG-EK-1	S	386257	60
Roof Clips	To attach cable to standard roofing material, 10 per kit	RCK-1	S	340179	60
Downspout Hangers	To support cable in gutter downspout, 1 pack per carton	RDK-1	S	340160	60
Aluminum Tape	Aluminum foil installation tape with pressure sensitive adhesive, 180 ft. roll. Used to secure cable placement in gutters.	AT-1	S	383355	60
Note — Cables are UL Listed for Snow Melting and De-Icing Equipment. Thermostats RTAS, RTBC, B100, E100 (See SRL page G-10 for details)					

Roof & Gutter Accessories

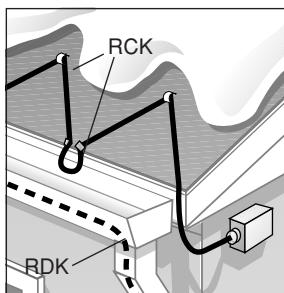
RG-PK-1 (386206)



Power Connection Kit

Power termination into junction box with one end seal and two "Warning-Electric Traced" labels

RCK-1 & RDK-1



Mounting Kits

RCK-1 (340179)
Roof clips (10) to attach cable

RDK-1 (340160)
Downspout hangers (1) to suspend cable in downspout

RG-SK-1 (386214)



Splice Kit

Materials to splice two cables. Special weatherproof sleeving to insure trouble-free operation

RG-EK-1 (386257)



End Seal Kit

Seals cable at end termination